

PLAY. LEARN. GROW



**Arihant Industrial Corporation Limited**

501, 05<sup>th</sup> Floor, Ramdev Plaza, Near Namaskar Petrol Pump, Western Express Highway, Mira-Bhayandar (E.), Thane: 401107

**Sales Office**

Delhi

**Manufacturing Unit**

Manor

Call: +91 7875 333444 | Email: [playtime@arihant.com](mailto:playtime@arihant.com) | [www.arihantplay.com](http://www.arihantplay.com)



Know More



## WARRANTY :

Component Category	Signature	Playtime	Fitness
<b>Metal components:</b> Warranty against Structural failure causes due to Material & Manufacturing Defects.	8 Years	5 Years	3 Years
<b>Rotational molded/FRP component's:</b> Warranty against failure causes due to Material, Manufacturing Defects & Weathering deterioration like Fading, Cracking	2 Years	1 Year	1 Year
<b>Rest all other components:</b> Warranty against failure causes due to Material & Manufacturing Defects.	2 Years	1 Year	1 Year
<b>EPDM rubber flooring:</b> Warranty against failure causes due to Material & Workmanship.	1 Year		

### Warranty Exclusions

- This warranty does not cover the component's failure (damage/deterioration) caused due to misuse, neglect, vandalism, natural calamities, lack of maintenance & unauthorized modifications.
- This warranty does not cover cosmetic issues like minor scratches, dents, coating peeled off& other aesthetics imperfections arises post-handover of products.
- This warranty does not cover normal wear & Tear of components.
- This warranty does not cover the component's failure (damage/deterioration) if product is not installed under the observation of Arihant's Installer.
- This warranty does not cover any failure caused due to Product installation On/Around Beach (To avail this warranty the information about costal site must be communicated to Arihant's Sales team before finalizing)


## DISCLAIMER:

**Copying Images:** The image shown in the catalogue are the properties of Arihant Industrial Corporation Ltd. Anyone found using the same shall be liable to be legally prosecuted.

**Up-gradation of products:** Product displayed in this catalogue may slightly vary, because we constantly strive to upgrade our products in order to offer our customers the best.

**Actual product colour may slightly vary:** Product colour displayed in this catalogue may slightly vary from it's actual appearance.

For latest specifications please contact our play consultant.



## OUR CLIENTELE

### CORPORATES

ArihantPLAY has ensured that the products that they develop are extremely safe for kids use without compromising on the aesthetics. Their product quality is excellent. The strongest factor why we recommend this organization to people is their customer service. While their products are of an international class, it is the way they interact with their clients which distinguishes them. Their interaction is not limited to the sale. They stay in touch and keep updating you even after sales.

I have no hesitation in recommending ArihantPLAY!

**Stephen V. Rajan**  
Manager



### DEVELOPERS

This is to certify that ArihantPLAY has always supplied good quality products to us. They have a wide range of products that are colourful, aesthetic, durable and appropriate for all our projects. We are very happy with their service even after of the actual sale. We really appreciate their service and support. Keep it up.

**Kumar Shah**  
DGM OF Purchase  
KANAKIA SPACES PVT.LTD

The play system from ArihantPLAY is very child-friendly, durable and of a great quality. They are very attractive and safe for kids to use. Our projects have them since over 6 Years now and they still look and function as new brand new equipment. We are very satisfied with the product and the services rendered by ArihantPLAY even after the actual sale and often recommend it to others. Great Job! Keep it up.

**Mayur Shah**  
Chief Sales-Business Unit  
ACKRUTI CITY LTD.



### EDUCATORS

Tree house education & accessories ltd has always believed in providing the best facilities for the children studying in our pre-schools. We are customers of ArihantPLAY since many years now and their products ensure that our children have a lot fun without compromising on the safety aspect. The creative design, attachments and bright colors are extremely popular with the children and help us in their overall development. Arihant's sales staff takes care of our entire requirement and along with their vast experience recommends products to exactly suit our needs. We are extremely happy with the playground equipment and look forward to continued association.

**Vishal Shah**  
Director

TREE HOUSE EDUCATION & ACCESSORIES LTD.

We have purchased Play Equipments and Safety Rubber Surfaces from 'Arihant Industrial Corp. Ltd.'. Products are up to the standards and quality of the equipment also found to be good.

**H. M. Mallikarjuna Swami**  
Ho. Asst. Secretary

THE KARNATAKA STATE CRICKET  
ASSOCIATION CLUB HOUSE



# NEW LAUNCH



ASCENT 01

Safe Play Area: 32ft X 22ft  
Platform Height: 5ft  
Kids Capacity At A Time: 5 to 8



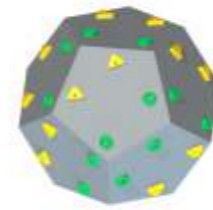
ASCENT 02

Safe Play Area: 22ft X 22ft  
Platform Height: 7ft  
Kids Capacity At A Time: 8 to 10



ASCENT 03

Safe Play Area: 33ft X 38ft  
Platform Height: 5ft, 7ft  
Kids Capacity At A Time: 10 to 15



ONYX 01

Safe Play Area: 5.2m X 3.1m  
Age Group: 7-12 yrs



WOODLAND  
(ROSP34)

Safe Play Area : 42.32ft X 41.01ft  
Friends at a time : 15 to 20



OCEANO  
(ROSP43)

Safe Play Area : 36.08ft X 26.90ft  
Friends at a time : 15 to 20



MAPLE  
(ROSP49)

Safe Play Area: 28ft X 13ft  
Kids Capacity At A Time: 6 to 10



TREE TOP 01

Safe Play Area: 22ft X 27ft  
Platform Height: 5ft  
Kids Capacity At A Time: 4 to 6



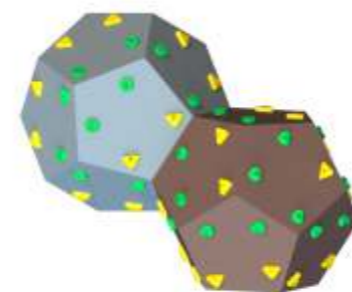
TREE TOP 2

Safe Play Area: 22ft X 30ft  
Platform Height: 3ft, 5ft  
Kids Capacity At A Time: 8 to 10



TREE TOP 03

Safe Play Area: 30ft X 33ft  
Platform Height: 3ft, 5ft  
Kids Capacity At A Time: 10 to 15



ONYX 02

Safe Play Area: 5.2m X 3.1m  
Age Group: 7-12 yrs



RAINFOREST  
(ROSP57)

Safe Play Area: 37ft X 37ft  
Kids Capacity At A Time: 14 to 18



SPACEY  
(ROSP57)

Safe Play Area: 32.2ft X 22.3ft  
Kids Capacity At A Time: 10 to 15



CASTLE  
(ROMPR75)

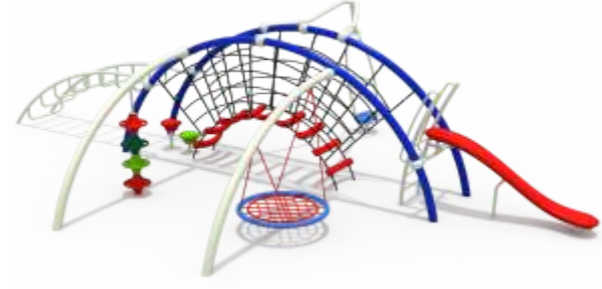
Safe Play Area: 26ft X 17ft  
Kids Capacity At A Time: 7 to 10

# NEW LAUNCH



**FITCAMP**  
(ROMPR100)

Safe Play Area: 42.7ft X 36.13ft X 15.30ft  
Kids Capacity At a Time: 15 to 20



**FITSPHERE**  
(ROMPR99)

Safe Play Area: 34.66ft X 24.32ft X 52.49ft  
Kids Capacity At a Time: 15 to 20



**FITZONE**  
(ROMPR98)

Safe Play Area : 55.77ft X 52.49ft  
Friends at a time : 15 to 20



**TIMBERTRAIL**  
(ROSP54)

Safe Play Area: 49ft X 33ft X 12ft  
Kids Capacity At a Time: 15 to 20



**TIMBERPLAY**  
(ROSP55)

Safe Play Area: 28ft X 28ft X 10ft  
Kids Capacity At a Time: 8 to 10



**TIBERFIT**  
(ROSP56)

Safe Play Area: 42ft X 10ft X 10ft  
Kids Capacity At a Time: 7 to 10

# BE SPOKE



**OIL RIG THEME PLAY**

Interactive Rig Theme Playground with interactive play features to help kids understand the Joy and Fun of Engineering



**UNDER BRIDGE PLAYGROUND**

Helping beautify the Under Bridge area with multiple play activities designed in a compact area



**CUSTOMIZED SLIDE**

Innovative slide starting at one floor and ending at other floor to improve footfall at retail store



**TYRE PLAY**  
(PGMPRUTY01)

Designing playground using susistanable methods such as recycled tyres and recycled plastics



**TYRE SWINGING BRIDGE**  
(PGTYPLE04)

Designing playground using susistanable methods such as recycled tyres and recycled plastics



**NEST THEMED PLAY ENVIRONMENT**

Creating a play environment like never before. This nest theme play zone is created for a luxurious real estate project

# ADVENTURE



**FITPLAY**  
(PTROMPR37)

Safe Play Area : 37 ft X 19.3 ft  
Kids Capacity At A Time : 10 to 14



**FITUS**  
(PTROMPR54)

Safe Play Area : 37 ft X 19.3 ft  
Kids Capacity At A Time : 10 to 14



**FITATOM**  
(PTROMPR62)

Safe Play Area : 28 ft X 13 ft  
Kids Capacity At A Time : 6 to 8



**FITSCAPE**  
(PTROMPR46)

Safe Play Area : 35 ft X 32 ft  
Kids Capacity At A Time : 14 to 18



**FITWORLD**  
(FGPTROMPR45)

Safe Play Area : 37 ft X 37 ft  
Kids Capacity At A Time : 14 to 18



**ENABLING MAZE**  
(PGMPROSP29)

Safe Play Area : 32.2 ft X 22.3 ft  
Kids Capacity At A Time : 10 to 15



**TREE HOUSE**  
(PGMPROSP30)

Safe Play Area : 20 ft X 8 ft  
Platform Heights : 5 ft  
Kids Capacity At A Time : 5 to 6



**WOODEN MAPS**  
(PGMPROSP31)

Safe Play Area : 26 ft X 17 ft  
Platform Heights : 5 ft  
Kids Capacity At A Time : 7 to 10

# MULTI ACTIVITY PLAY SYSTEM

Signature  
**PLAY**



**BOOMERRANG**  
(ROSP03)

Safe Play Area : 45 ft X 43 ft  
Platform Heights : 5 ft (3) | 7 ft  
Kids Capacity At A Time : 30 to 35



**COROLLA**  
(ROSP08)

Safe Play Area : 64 ft X 36 ft  
Platform Heights : 5 ft | 7 ft (2) | 9 ft  
Kids Capacity At A Time : 25 to 30



**GORDON**  
(ROSP15)

Safe Play Area : 36 ft X 39 ft  
Platform Heights : 5 ft (3)  
Kids Capacity At A Time : 18 to 22



**HOPSTER**  
(ROSP25)

Safe Play Area : 33 ft X 30 ft  
Platform Heights : 5 ft (2)  
Kids Capacity At A Time : 20



**MARCUS**  
(ROSP20)

Safe Play Area : 40 ft X 27 ft  
Platform Heights : 3 ft | 5 ft  
Kids Capacity At A Time : 16 to 20



**SCRUBBY**  
(ROSP16)

Safe Play Area : 40 ft X 27 ft  
Platform Heights : 3 ft | 5 ft  
Kids Capacity At A Time : 16 to 20



**SKIZZLE**  
(ROSP26)

Safe Play Area : 38 ft X 35 ft  
Platform Heights : 5 ft (3)  
Kids Capacity At A Time : 20



**STRETCHCIZE**  
(ROSP05)

Safe Play Area : 68 ft X 36 ft  
Platform Heights : 3 ft | 5 ft | 7 ft | 9 ft  
Kids Capacity At A Time : 25 to 40

# MULTI ACTIVITY PLAY SYSTEM



**TERRAGIO**  
(ROSP04)

Safe Play Area : 57 ft X 44 ft  
Platform Heights : 3 ft | 5 ft (4) | 5 ft  
Kids Capacity At A Time: 30 to 35



**TREASOR**  
(ROSP19)

Safe Play Area : 50 ft X 40 ft  
Platform Heights : 3 ft | 5 ft | 7 ft  
Kids Capacity At A Time: 25 to 30



**ULTROX**  
(ROSP01)

Safe Play Area : 62 ft X 40 ft  
Platform Heights : 3 ft | 5 ft | 7 ft  
Kids Capacity At A Time: 25 to 30



**WILDFLY**  
(ROSP24)

Safe Play Area : 46 ft X 24 ft  
Platform Heights : 3 ft | 5 ft (2)  
Kids Capacity At A Time: 18 to 22



**MAPS 51**

Safe Play Area : 36 ft X 40 ft  
Platform Heights : 3 ft | 5 ft | 7 ft  
Kids Capacity At A Time: 15 to 18



**MAPS 52**

Safe Play Area : 38 ft X 25 ft  
Platform Heights : 5 ft (2) | 7 ft  
Kids Capacity At A Time : 15 to 18



**MAPS 53**

Safe Play Area : 40 ft X 25 ft  
Platform Heights : 5 ft (2)  
Kids Capacity At A Time : 11 to 15



**MAPS 54**

Safe Play Area : 33 ft X 30 ft  
Platform Heights : 3 ft | 5 ft  
Kids Capacity At A Time : 15



**DX ATLANTIS**  
(DXMPD10)

Safe Play Area : 56.18 ft X 39.89 ft  
Platform Heights : 3 ft | 5 ft | 7 ft | 9 ft  
Kids Capacity At A Time : 10 to 14



**DX PROTEX**  
(DXMPD11)

Safe Play Area : 55.86 ft X 29.86 ft  
Platform Heights : 3 ft | 7 ft | 9 ft  
Kids Capacity At A Time : 6 to 12



**TANGO**  
(ROSP21)

Safe Play Area : 47 ft X 31 ft  
Platform Heights : 3 ft | 5 ft  
Kids Capacity At A Time : 25



**YANKEE**  
(ROSP18)

Safe Play Area : 52 ft X 32 ft  
Platform Heights : 5 ft | 7 ft | 9 ft  
Kids Capacity At A Time : 18 to 20



**MAPS 55**

Safe Play Area : 37 ft X 23 ft  
Platform Heights : 5 ft (2)  
Kids Capacity At A Time : 15 to 20



**MAPS 58**

Safe Play Area : 37 ft X 29 ft  
Platform Heights : 7 ft  
Kids Capacity At A Time : 15 to 18



**MAPS 59**

Safe Play Area : 39 ft X 31 ft  
Platform Heights : 7 ft (2)  
Kids Capacity At A Time : 11 to 15



**MAPS 60**

Safe Play Area : 39 ft X 31 ft  
Platform Heights : 7 ft (2)  
Kids Capacity At A Time : 11 to 15

# MULTI ACTIVITY PLAY SYSTEM

PLAY  
Time™



MAPS 61

Safe Play Area : 42 ft X 28 ft  
Platform Heights : 5 ft | 7 ft  
Kids Capacity At A Time: 15 to 18



MAPS 62

Safe Play Area : 42 ft X 33 ft  
Platform Heights : 3 ft | 5 ft  
Kids Capacity At A Time: 10



MAPS 63

Safe Play Area : 32 ft X 22 ft  
Platform Heights : 3 ft | 5 ft  
Kids Capacity At A Time: 12 to 15



MAPS 64

Safe Play Area : 22 ft X 25 ft  
Platform Heights : 3 ft | 5 ft  
Kids Capacity At A Time: 12 to 15



MAPS 70

Safe Play Area : 33 ft X 29 ft  
Platform Heights : 5 ft  
Kids Capacity At A Time: 12 to 18



MAPS 73

Safe Play Area : 25 ft X 23 ft  
Platform Heights : 5 ft  
Kids Capacity At A Time: 10 to 15



MAPS 74

Safe Play Area : 26 ft X 18 ft  
Platform Heights : 5 ft  
Kids Capacity At A Time: 6



MAPS 75

Safe Play Area : 28 ft X 25 ft  
Platform Heights : 5 ft  
Kids Capacity At A Time: 6 to 8



MAPS 65

Safe Play Area : 33 ft X 33 ft  
Platform Heights : 3 ft | 5 ft  
Kids Capacity At A Time: 15



MAPS 67

Safe Play Area : 29 ft X 29 ft  
Platform Heights : 5 ft  
Kids Capacity At A Time: 10 to 15



MAPS 68

Safe Play Area : 28 ft X 28 ft  
Platform Heights : 5 ft  
Kids Capacity At A Time: 12 to 18



MAPS 69

Safe Play Area : 29 ft X 29 ft  
Platform Heights : 5 ft  
Kids Capacity At A Time: 10 to 15



MAPS 76

Safe Play Area : 24 ft X 24 ft  
Platform Heights : 5 ft  
Kids Capacity At A Time: 8 to 12



MAPS 77

Safe Play Area : 34 ft X 23 ft  
Platform Heights : 3 ft  
Kids Capacity At A Time: 8



MAPS 78

Safe Play Area : 22 ft X 21 ft  
Platform Heights : 3 ft  
Kids Capacity At A Time: 8



MAPS 80

Safe Play Area : 33ft X 21ft  
Platform Height : 3ft & 5ft  
Friends at a time : 10 to 12

# MULTI ACTIVITY PLAY SYSTEM

**PLAY**  
Time™



MAPS 84

Safe Play Area : 23.2 ft X 21.3 ft  
Platform Heights : 5 ft  
Kids Capacity At A Time: 10 to 12



MAPS 86

Safe Play Area : 24 ft X 19 ft  
Platform Heights : 5 ft  
Kids Capacity At A Time: 6 to 9



MAPS 87

Safe Play Area : 28 ft X 21 ft  
Platform Heights : 4 ft | 5 ft  
Kids Capacity At A Time: 12 to 15



MAPS 89

Safe Play Area : 21 ft X 18 ft  
Platform Heights : 4 ft | 5 ft  
Kids Capacity At A Time: 8 to 10



MAPS 92

Safe Play Area : 24 ft X 15 ft  
Platform Heights : 5 ft  
Kids Capacity At A Time : 6 to 8



MAPS 93

Safe Play Area : 22 ft X 26 ft  
Platform Heights : 3 ft  
Kids Capacity At A Time : 8 to 10



MAPS 94

Safe Play Area : 35 ft X 20 ft  
Platform Heights : 5 ft  
Kids Capacity At A Time : 8 to 10



MAPS 99

SAFE PLAY AREA - 24 FT X 21FT  
Platform Heights : 5 ft  
Kids Capacity At A Time - 6 to 8

# SWING



SINGLE SWING  
(PGSW-05)

Safe Play Area : 8.2 ft X 17 ft  
Ideal age group : 5 to 12 Years



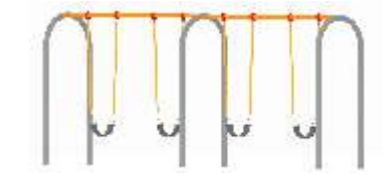
DOUBLE SWING  
(PGSW02)

Safe Play Area : 13 ft X 17 ft  
Ideal age group : 4 to 14 Years



DOUBLE ARC SWING  
(PGSW-02)

Safe Play Area : 13.8 ft X 17 ft  
Ideal age group : 4 to 14 Years



FOUR SEATER ARC SWING  
(PGSW01)

Safe Play Area : 26 ft X 17 ft  
Ideal age group : 3 to 10 Years



BASKET SWING  
(FGPGSW18)

Safe Play Area : 13 ft X 13 ft  
Ideal age group : 7 to 12 Years



CIRCULAR SWING  
(PGKD-06)

Safe Play Area : 9.9 ft X 8.2 ft  
Ideal Age Group : 3 to 10 Years



TODDLER SWING  
(PGSW08)

Safe Play Area : 14 ft X 17 ft  
Ideal Age Group : 2 to 3 Years



PARENT CHILD SWING  
(PGSW-17)

Safe Play Area : 12 ft X 17 ft  
Ideal Age Group : 2 to 3 Years



S SWING  
(PGSW22)

Safe Play Area : 12 ft X 17 ft  
Ideal Age Group : 2 to 3 Years  
Kids Capacity At A Time : 2



KIDDLE SWING  
(PGSW20)

Safe Play Area : 14 ft X 10 ft  
Ideal Age Group : 7 to 12 Years  
Kids Capacity At A Time : 2



## SLIDE



**MINI WAVE SLIDE 3 Ft**  
(PGSD-34)

Safe Play Area: 10.5 ft X 5.3 ft  
Ideal age group: 2 to 4 Years



**WAVE SLIDE 4 ft**  
(ROSD-26)

Safe Play Area: 18 ft X 6 ft  
Ideal age group: 4 to 12 Years



**CURVE SLIDE 4 Ft**  
(ROSD-27)

Safe Play Area: 17 ft X 11 ft  
Ideal age group: 4 to 12 Years



**ROTO DOUBLE WAVE SLIDE 5 FT WITH SQUARE PLATFORM**  
(ROSD-15)

Safe Play Area: 9 ft X 22 ft  
Ideal age group: 4 to 12 Years



**ROTO DOUBLE CURVE SLIDE 5 FT WITH SQUARE PLATFORM**  
(ROSD-15)

Safe Play Area: 9 ft X 22 ft  
Ideal age group: 4 to 12 Years

## SLIDE



**ROTO SPIRAL SLIDE 5 Ft**  
(ROSD-20)

Safe Play Area: 13.1 ft X 9.9 ft  
Ideal age group: 4 to 12 Years



**ROTO SPIRAL SLIDE 7 Ft**  
(ROSD-13)

Safe Play Area: 14.1 ft X 9.9 ft  
Ideal age group: 4 to 12 Years



**FRP SPIRAL SLIDE 9 Ft**  
(PGSD-04)

Safe Play Area: 13.8 ft X 10 ft  
Ideal age group: 4 to 12 Years



**FRP ROLLER SLIDE 5 Ft**  
(PGSD-105)

Safe Play Area: 18.7 ft X 6.6 ft  
Ideal age group: 4 to 10 Years



**FRP ROLLER SLIDE 7 Ft**  
(PGSD-104)

Safe Play Area: 21.7 ft X 6.6 ft  
Ideal age group: 4 to 10 Years



**FRP DOUBLE ROLLER SLIDE 5 FT**  
(PGSD-103)

Safe Play Area: 21.6 ft X 11.5 ft  
Ideal age group: 4 to 12 Years



**FRP DOUBLE ROLLER SLIDE 7 FT**  
(PGSD-102)

Safe Play Area: 24.6 ft X 11.5 ft  
Ideal age group: 4 to 12 Years



**TRIPLE WAVE SLIDE 5 FT**  
(ROSD-24)

Safe Play Area: 18.3 ft X 11.5 ft  
Ideal age group: 4 to 12 Years



**TRIPLE WAVE SLIDE 7 FT**  
(ROSD-25)

Safe Play Area: 21.3 ft X 11.5 ft  
Ideal age group: 4 to 12 Years



**ROTO WAVE SLIDE 5 FT**  
(ROSD-05)

Safe Play Area: 18.4 ft X 5.9 ft  
Ideal age group: 4 to 12 Years

# SLIDE



**FRP WAVE SLIDE 7 Ft**  
(PGSD-41)

Safe Play Area: 21.4 ft X 5.9 ft  
Ideal age group: 4 to 12 Years



**WIDE SLIDE 4 Ft**  
(PGSD-71)

Safe Play Area: 16 ft X 7.5 ft  
Ideal age group: 3 to 8 Years



**ROTO STRAIGHT SLIDE 5 Ft**  
(ROSD-06)

Safe Play Area: 17.7 ft X 5.9 ft  
Ideal age group: 4 to 12 Years



**ROTO SPIRAL TUBE SLIDE 7 Ft**  
(ROSD18)

Safe Play Area: 19.7 ft X 10.5 ft  
Ideal age group: 4 to 12 Years

# TODDLER



**SHARK SPRING RIDER**  
(PGKD27)

Safe Play Area: 5.9 ft X 4.6 ft  
Ideal age group: 2 to 5 Years




**FISH SPRING RIDER**  
(PGKD28)

Safe Play Area: 5.9 ft X 4.6 ft  
Ideal age group: 2 to 5 Years



**RACER SPRING RIDER**  
(PGKD30)

Safe Play Area: 5.9 ft X 4.6 ft  
Ideal age group: 2 to 5 Years



**HOPPER SPRING RIDER**  
(PGKD37)

Safe Play Area: 6.5 ft X 5 ft  
Ideal age group: 3 to 6 Years



**ROTO STRAIGHT TUBE SLIDE 3 Ft**  
(ROSD07)

Safe Play Area: 18.1 ft X 8.2 ft  
Ideal age group: 2 to 4 Years



**ROTO STRAIGHT TUBE SLIDE 5 Ft**  
(ROSD08)

Safe Play Area: 22.0 ft X 8.2 ft  
Ideal age group: 4 to 12 Years



**ROTO STRAIGHT TUBE SLIDE 7 Ft**  
(ROSD09)

Safe Play Area: 24.6 ft X 8.2 ft  
Ideal age group: 4 to 12 Years



**ROTO STRAIGHT TUBE SLIDE 9 Ft**  
(ROSD10)

Safe Play Area: 27.6 ft X 8.2 ft  
Ideal age group: 4 to 12 Years



**DUCK SPRING RIDER**  
(PGKD-11)

Safe Play Area: 6.5 ft X 5 ft  
Ideal age group: 3 to 6 Years



**JUMBO SPRING RIDER**  
(PGKD-36)

Safe Play Area: 6.5 ft X 5 ft  
Ideal age group: 3 to 6 Years



**ORCA SPRING RIDER**  
(PGKD-39)

Safe Play Area: 6.5 ft X 5 ft  
Ideal age group: 3 to 6 Years



**PONY SPRING RIDER**  
(PGKD-38)

Safe Play Area: 6.5 ft X 5 ft  
Ideal age group: 3 to 6 Years



COMBINATION SET 4 IN 1  
(PGKD-02)

Safe Play Area: 12.8 ft X 8.6 ft  
Ideal age group: 2 to 4 Years



COMBINATION SET 3 IN 1  
(PGKD-03)

Safe Play Area: 10 ft X 8.5 ft  
Ideal age group: 2 to 4 Years



KIDDIES BENCH  
(PGGD-07)

Safe Play Area: 6 ft X 4.6 ft  
Ideal age group: 3 to 5 Years



ROCKING BOAT  
(PGKD-08)

Safe Play Area: 7.5 ft X 5 ft  
Ideal age group: 3 to 8 Years



## SEE-SAW



DOLPHIN SEE SAW  
(PGSS07)

Safe Play Area: 41 ft (l) X 25 ft (w)  
Ideal age group: 3 to 8 Years



ELEPHANT SEE SAW  
(PGSS06FS)

Safe Play Area: 4.5 ft X 6.5 ft  
Ideal age group: 3 to 8 Years



ANIMAL SEE-SAW  
(PGSS-20)

Safe Play Area: 14 ft X 6 ft  
Ideal age group: 3 to 10 Years




STANDARD SEE-SAW  
(PGSS-12)

Safe Play Area: 11.5 ft X 4.3 ft  
Ideal age group: 4 to 10 Years



UME SEE-SAW  
(PGSS15)

Safe Play Area: 14 ft X 6 ft  
Ideal age group: 3 to 10 Years



TINY SEE-SAW  
(PGSS-09)

Safe Play Area: 7.5 ft X 5 ft  
Ideal age group: 1 to 3 Years



MULTI SEATER SEE-SAW  
(PGSS-10)

Safe Play Area: 4.9 ft X 13.1 ft  
Ideal age group: 3 to 10 Years



## SCRAMBLER



SPIRAL SCRAMBLER 5 Ft  
(PGSL-13)

Safe Play Area: 8 ft X 5.2 ft  
Ideal age group: 4 to 12 Years




SPIRAL SCRAMBLER 7 Ft  
(PGSL-12)

Safe Play Area: 8 ft X 5.2 ft  
Ideal age group: 4 to 12 Years



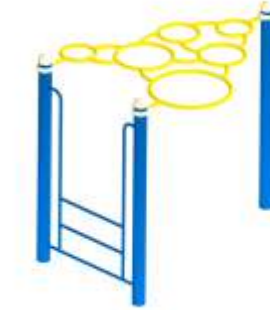
SPIRAL SCRAMBLER 9 Ft  
(PGSL-11)

Safe Play Area: 8 ft X 5.2 ft  
Ideal age group: 4 to 12 Years




STRAIGHT NET SCRAMBLER  
(PGSL-19)

Safe Play Area: 8.8 ft X 5 ft  
Ideal age group: 4 to 12 Years



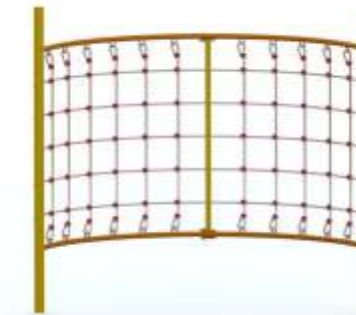
BUBBLE CLIMBER  
(PGSL92)

Safe Play Area: 9.5 ft X 8.2 ft  
Ideal age group: 5 to 12 Years




LOOP RUNG SCRAMBLER  
(PGFT-05)

Safe Play Area: 8.2 ft X 5.6 ft  
Ideal age group: 5 to 14 Years




HALF ROUND NET SCRAMBLER  
(PGSL-40)

Safe Play Area: 14.1 ft X 8.9 ft  
Ideal age group: 4 to 12 Years



NET ROCK SCRAMBLER 5 Ft & 7 Ft  
(PGSL-31) & (PGSL-30)

Safe Play Area: 9.8 ft X 8.2 ft & 11.5 ft X 8.2 ft  
Ideal age group: 4 to 12 Years



RAINBOW CLIMBER 5 Ft & 7 Ft  
(PGFT-08) & (PGFT-07)

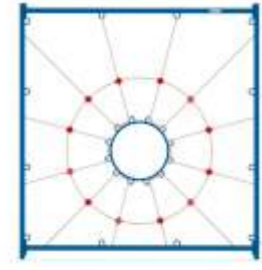
Safe Play Area: 14.7 ft X 6.5 ft & 17.7 ft X 6.5 ft  
Ideal age group: 4 to 12 Years

# SCRAMBLER



**A TO B NET SCRAMBLER**  
(PGOFT1)

Safe Play Area : 15 ft X 8.9 ft  
Ideal age group: 3 to 8 Years



**SPIDER WEB SCRAMBLER**  
(PGSL-15)

Safe Play Area : 11.2 ft x 5 ft  
Ideal age group: 4 to 12 Years



**HEXA CLIMBER**  
(PGSL-91)

Safe Play Area : 13 ft X 12 ft  
Ideal age group: 4 to 12 Years



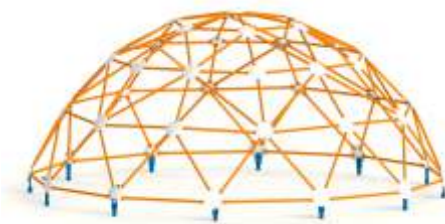
**BRIDGE LADDER**  
(PGSL-47)

Safe Play Area : 9.5 ft X 8.2 ft  
Ideal age group: 4 to 12 Years



**CRYSTAL MAZE**  
(PGSL-01)

Safe Play Area : 11.5 ft X 11.5 ft  
Ideal age group: 5 to 12 Years



**MINI SUNSET SCRAMBLER**  
(PGSL-02)

Safe Play Area : 11.2 ft X 11.2 ft  
Ideal age group: 4 to 12 Years



**CURVE LOOP CLIMBER**  
(PGSL-48)

Safe Play Area : 14.8 ft x 9.9 ft  
Ideal age group: 4 to 12 Years



**S BRIDLE LADDER SCRAMBLER**  
(PGSL-05)

Safe Play Area : 17.4 ft X 11.2 ft  
Ideal age group: 4 to 12 Years



**S LOOP CLIMBER**  
(PGSL-49)

Safe Play Area : 7 ft X 12 ft  
Ideal age group: 4 to 12 Years

# SCRAMBLER



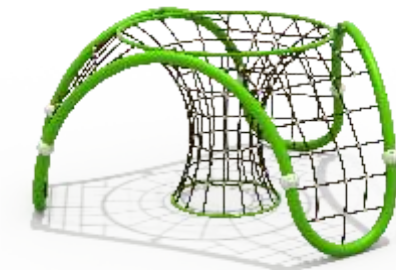
**WEBMAZE**  
(PGSL59)

Safe Play Area : 19.4 ft X 17.7 ft  
Friends at a time : 5 to 9



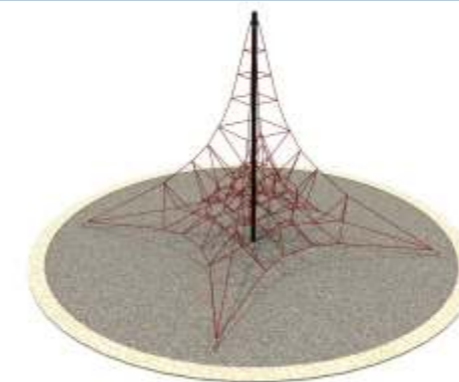
**WEBTHRILL CLIMBER**  
(PGSL61)

Safe Play Area : 24.3 ft X 24.3 ft  
Friends at a time : 18 to 20



**WEBDOME**  
(PGSL60)

Safe Play Area: 19.3 ft X 19.3 ft  
Kids Capacity At a Time: 12 to 15



**PEAK CLIMBER**  
(PGSL52)

Safe Play Area : 20.5 ft X 20.5 ft  
Friends at a time : 8 to 10



**SUMMIT CLIMBER**  
(PGSL55)

Safe Play Area : 17.06 ft X 17.06 ft X 15.09 ft  
Friends at a time : 8 to 10



**TIMA CLIMBER**  
(PGSL53)

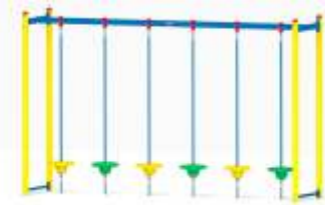
Safe Play Area : 13 ft X 13 ft  
Friends at a time : 4 to 7

# THRILLER




**HOPPING PAD**  
(PGTH-15)

Safe Play Area : 18 ft X 2.6 ft  
Ideal age group: 5 to 12 Years



**DISC CHALLENGER**  
(PGTH-01)

Safe Play Area : 18 ft X 7 ft  
Ideal age group: 5 to 12 Years



**BALANCING BRIDGE**  
(PGTH-03)

Safe Play Area : 27 ft X 6 ft  
Ideal age group: 5 to 12 Years



**BALANCING BEAM**  
(PGTH-09)

Safe Play Area : 16.4 ft X 7.9 ft  
Ideal age group: 5 to 12 Years



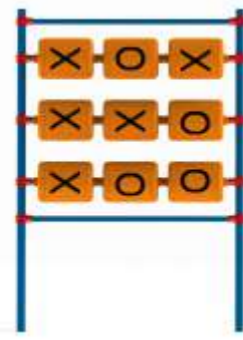
**TRI BASKET**  
(PGKD33)

Safe Play Area : 11.5 ft Dia.  
Ideal age group: 5 to 12 Years



**CRAWL TUBE**  
(ROKD01)

Safe Play Area : 11.5 ft X 6.6 ft  
Ideal age group: 3 to 14 Years



**CROSS N ZERO**  
(PGKD-10)

Safe Play Area : 7 ft X 4.3 ft  
Ideal age group: 4 Years



**WALKING BARREL**  
(PGTH08)

Safe Play Area : 7.5 ft X 5 ft  
Ideal age group: 5 to 12 Years



**ROAD RASH**  
(PGKD01)

Safe Play Area : 7.2 ft X 5 ft  
Ideal age group: 3 to 8 Years

# MERRY GO ROUND



**STEER GO ROUND**  
(PGMR-10)

Safe Play Area : 8 ft X 8 ft  
Ideal age group: 3 to 8 Years



**TWINDLER GO ROUND**  
(PGMR-01)

Safe Play Area : 10 ft dia  
Ideal age group: 5 to 12 Years



**SIMPLY GO ROUND**  
(PGMR-14)

Safe Play Area : 8 ft Dia.  
Ideal age group: 3 to 8 Years



**PLATFORM MGR**  
(PGMR-04)

Safe Play Area : 12 ft  
Ideal age group: 5 to 12 Years



**CYCLE GO ROUND**  
(PGMR-12)

Safe Play Area : 10 ft Dia.  
Ideal age group: 4 to 10 Years



**VERTI GO ROUND**  
(PGMR-11)

Safe Play Area : 9 ft  
Ideal age group: 5 to 12 Years



**ANIMAL GO ROUND**  
(PGMR-02)

Safe Play Area : 10.2 ft Dia.  
Ideal age group: 3 to 12 Years



**FOUR SEATER MERRY GO ROUND**  
(PGMR-05)

Safe Play Area : 10.2 ft Dia.  
Ideal age group: 3 to 8 Years



**XTRA LARGE MGR**  
(PGMR08)

Safe Play Area : 12 ft Dia.  
Ideal age group: 8 to 12 Years



**HORSE GO ROUND**  
(PGMR-23)

Safe Play Area : 10.2 ft Dia.  
Ideal age group: 3 to 5 Years



**WHIRL GO ROUND**  
(PGMR-16)

Safe Play Area : 10.2 ft Dia.  
Ideal age group: 3 to 5 Years



# GARDEN DÉCOR



**GARDEN SWING**  
(PGGD-27)

Safe Play Area :12.5 ft X 9.5 ft  
Capacity At A Time : 3 Adult



**DELUXE SWING**  
(PGGD-01)

Safe Play Area :12.5 ft X 9.5 ft  
Capacity At A Time : 3 Adult



**FAMILY SWING**  
(PGSW-19)

Product Area: 2.4 X 2.4 ft X 1.3 ft



**VIP BENCH**  
(PGGD-27)

Product Area : 5 ft X 2 ft  
Capacity At A Time: 3 Adult  
Material: FRP & Cast iron with Powder Coating



**REGAL BENCH**  
(PGGD-16)

Product Area : 4 ft X 2 ft  
Capacity At A Time: 3 Adult  
Material: FRP & GI with Powder Coating



**VICTORIA BENCH**  
(PGGD-21)

Product Area : 4 ft X 2 ft  
Capacity At A Time: 3 Adult  
Material: FRP & Cast iron with Powder Coating



**ROYAL BENCH**  
(PGGD-15)

Product Area : 4 ft X 2 ft  
Capacity At A Time: 3 Adult  
Material: FRP & Cast iron with Powder Coating



**SLEEK BENCH**  
(PGGD-18)

Product Area : 4 ft X 2 ft  
Capacity At A Time: 3 Adult  
Material: FRP & Cast iron with Powder Coating



**STADIUM BENCH**  
(PGGD-14)

Product Area : 5 ft X 2 ft  
Capacity At A Time: 3 Adult  
Material: FRP & Cast iron with Powder Coating



**STANDARD BENCH**  
(PGGD-04)

Product Area : 6 ft X 2 ft  
Capacity At A Time: 4 Adult  
Material: GI with Powder Coating

# GARDEN DÉCOR



**OCTO BENCH**  
(PGDR-02)

Product Area : 285 Sq ft  
Capacity At A Time: 8 Adult



**UMBRELLA TABLE**  
(PGGD-02)

Product Area : 6.6 ft dia  
Capacity At A Time: 4 Adult



**GARDEN PLANTER REGULAR**  
(PGGD-43)

Product Area : 2.4 X 2.4 ft X 1.3 ft



**FISH BIN**  
(PGGD-25)

Product Area : 1.3 ft dia  
Height: 2.6 ft  
Capacity : 84 Ltrs



**BRINJAL BIN**  
(PGGD-24)

Product Area : 1.3 ft dia  
Height: 2.6 ft  
Capacity : 84 Ltrs



**BIRD BIN**  
(PGGD-11)

Product Area : 1.25 ft dia  
Height: 2.25 ft  
Capacity : 68 Ltrs



**TRUNK BIN**  
(PGGD-09)

Product Area : 1.25 ft dia  
Height: 2.25 ft  
Capacity : 75 Ltrs

# DUSTBIN



**STAINLESS STEEL BIN**  
(PGGD-13)

Product Area : 1 ft dia  
Height: 3 ft  
Capacity : 42 Ltrs



**ALUMINUM BIN**  
(PGGD-12)

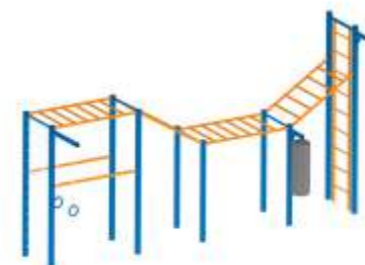
Product Area : 1 ft dia  
Height: 3 ft  
Capacity : 37 Ltrs



**FROG BIN**  
(PGGD-23)

Product Area : 2 ft dia  
Height: 2.8 ft  
Capacity : 84 Ltrs

# FITNESS EQUIPMENT (UPPER BODY)



**CALISTHENIC BRIDGE**  
(PGOFT75)

Safe Play Area: 40ft X 10ft  
Adult Capacity At A Time: 6 to 8



**ABS BOARD DOUBLE**  
(PGOFT21)

Safe Play Area: 11.5 ft X 7.5 ft  
Adult Capacity At A Time: 2



**HD HANGING WHEEL**  
(PGOFT56)

Safe Play Area: 10.5 ft X 5.3 ft  
Adult Capacity At A Time: 2



**SHOULDER TWIRL DOUBLE**  
(PGOFT28V2)

Safe Play Area: 6.73 ft X 4.93 ft  
Adult Capacity At A Time: 2



**CHEST & SHOULDER COMBINATION**  
(PGOFT59)

Safe Play Area: 10 ft X 7 ft  
Adult Capacity At A Time: 2

**FITNESS EQUIPMENT UPPER BODY**



**PUSH UP BAR**  
(PGOFT43)

Safe Play Area: 7.9 ft X 5.4 ft  
Adult Capacity At A Time :1



**BACK EXTENSION**  
(PGOFT48)

Safe Play Area: 9.5 ft X 6 ft  
Adult Capacity At A Time :1



**CHEST PRESS DOUBLE**  
(PGOFT55)

Safe Play Area: 9.2 ft X 7 ft  
Adult Capacity At A Time : 2



**DOUBLE PARALLEL BAR**  
(PGOFT39)

Safe Play Area: 9.2 ft X 6 ft  
Adult Capacity At A Time :2



**SIT UP BOARD**  
(PGOFT47)

Safe Play Area: 10 ft 5.6 ft  
Adult Capacity At A Time :1



**ABS BOARD**  
(PGOFTV03)

Safe Play Area: 8.3 ft X 5.6 ft  
Adult Capacity At A Time :1



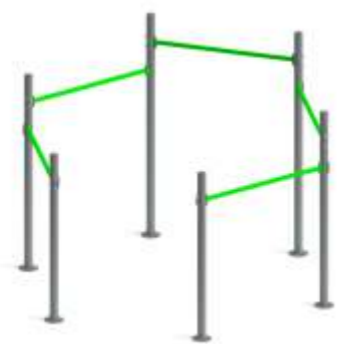
**SHOULDER TWIRL**  
(PGOFT04)

Safe Play Area: 13.1 ft X 13.1 ft  
Adult Capacity At A Time :5



**SHOULDER EXERCISE DOUBLE**  
(PGOFT24)

Safe Play Area: 10.8 ft X 4.63 ft  
Adult Capacity At A Time :2




**CIRCULAR PULL UP STATION**  
(PGOFT44)

Safe Play Area: 7.7 ft X 6.73 ft  
Adult Capacity At A Time : 1



**SHOULDER EXERCISE**  
(PGOFT11)

Safe Play Area: 7.7 ft X 6.73 ft  
Adult Capacity At A Time : 1



**POMMEL HORSE**  
(PGOFT73)

Safe Play Area: 10.7 ft X 6 ft  
Adult Capacity At A Time :3



FITNESS EQUIPMENT (UPPER BODY)



FOREARM TWIRL DOUBLE TAICHI SPINNER (PGOFT71)

Safe Play Area:7.9 ft X 7.6 ft  
Adult Capacity At A Time:2



FOREARM TWIRL (PGOFT02)

Safe Play Area:7.9 ft X 8.8 ft  
Adult Capacity At A Time:1



PULL UP STATION (PGOFT 40)

Safe Play Area:7.4 ft X 7.2 ft  
Adult Capacity At A Time:2



HAND ROWER (PGOFT45)

Safe Play Area:7.2 ft X 7.4 ft  
Adult Capacity At A Time:1



CHEST PRESS (PGOFT09)

Safe Play Area:8.4 ft X 7 ft  
Adult Capacity At A Time:1



OVATE STEPPER (PGOFT08)

Safe Play Area:7.2 ft X 5.6 ft  
Adult Capacity At A Time:1



SEATED & STANDING TWISTER (PGOFT49)

Safe Play Area:9.85 X 5.3 ft  
Adult Capacity At A Time:2



SINGLE BAR (PGOFT58)

Safe Play Area:9.3 ft X 3.94 ft  
Adult Capacity At A Time:1



LEG LIFT POST (PGOFT01)

Safe Play Area:9.3 ft X 3.94 ft  
Adult Capacity At A Time:1



WALKER (PGOFT74)

Safe Play Area: 9.85 x 5.6 ft  
Adult Capacity At A Time:1

FITNESS EQUIPMENT (UPPER BODY)



HIP TWISTER DOUBLE (PGOFT31)

Safe Play Area:9.85 ft X 5.3 ft  
Adult Capacity At A Time:2



TRIPLE SEATED TWISTER (PGOFT50)

Safe Play Area:10.2 ft x 10.2 ft  
Adult Capacity At A Time:3



PEDAL PUSH (PGOFT70)

Safe Play Area:9.85 ft X 5.3 ft  
Adult Capacity At A Time:2



6 In1 MULTIACTIVITY GYM (PGOFT69)

Safe Play Area:22ft X 22 ft  
Adult Capacity At A Time:6



HIP TWISTER FOREARM TWIRL (PGOFT76)

Safe Play Area:7 ft x 6 ft  
Adult Capacity At A Time:2



UNEVEN BAR (PG OFT52)

Safe Play Area : 5.3m x 3.3m (17.4ft x 10.8ft)  
Ideal For : 13 Years & above



BENCH PRESS (PGOFT79)

Safe Play Area : 4.2m x 3.6m (13.7ft x 11.8ft)  
Ideal For : 19 Years & above

FITNESS EQUIPMENT (LOWER BODY)



SURF BOARD  
(PG OFTRV51)

Safe Play Area : 2.4m x 1.9m (7.9ft x 6.2ft)  
Ideal For : 13 Years & above



LEG PRESS - SEATED TWISTER COMBO  
(PGOFT80)

Safe Play Area : 3.2m X 1.6m (10.5ft X 5.2ft)  
Ideal For : 13 Years & above



SKY WALKER  
(FCPGOFT38V01)

Safe Play Area : 2.8m x 1.9m (9.2ft x 6.2ft)  
Ideal For : 13 Years & above



STEP UP  
(PG OFT46)

Safe Play Area : 3.5m x 1.8m (11.5ft x 5.9ft)  
Ideal For : 13 Years & above

FITNESS EQUIPMENT (LOWER BODY)



CYCLE  
(PGOFT23)

Safe Play Area: 6.73 ft X 5.6 ft  
Adult Capacity At A Time:1



LEG PRESS SINGLE  
(PGOFTINV160)

Safe Play Area: 6.9 ft x 5 ft  
Adult Capacity At A Time:1



HIP TWISTER TRIPLE  
(PFOFT29)

Safe Play Area: 9.1 ft x 9.1 ft  
Adult Capacity At A Time:3



LEG STRETCH  
(PGOFT57)

Safe Play Area:3.3 ft X 3.3 ft  
Adult Capacity At A Time: 3



AERIAL STROLLER  
(PGOFT60)

Safe Play Area:7.2 ft X 4.9 ft  
Adult Capacity At A Time: 1



AERO RIDER  
(PGOFT07)

Safe Play Area:6.2 ft X 5 ft  
Adult Capacity At A Time: 1



LEG PRESS DOUBLE STANDARD  
(PGOFTINV132)

Safe Play Area:10.1 ft X 5 ft  
Adult Capacity At A Time: 2



LEG EXTENSION  
(PGOFT052)

Safe Play Area: 6 ft x 5.75 ft  
Adult Capacity At A Time:1



HIP TWISTER  
(PGOFT10)

Safe Play Area: 6.7 ft x 6.3 ft  
Adult Capacity At A Time:1



S BEAM  
(PGOFT42)

Safe Play Area: 11.8 ft x 4.3 ft  
Adult Capacity At A Time:1



AERIAL STROLLER LEG PRESS STANDING TWISTER COMBO  
(PGOFT77)

Safe Play Area: 12 ft x 4 ft  
Adult Capacity At A Time:3

SWIMMING POOL  
ATTRACTION



FISH SLIDE

Ideal age group: 4 to 12 Years



DUCK SIDE

Ideal age group: 4 to 12 Years



FROG SIDE

Ideal age group: 4 to 12 Years



WATER MAPS

Safe Play Area: 21 ft X 18 ft  
Platform Heights: 4 ft | 5 ft  
Kids Capacity At A Time : 8 to 10



MUSHROOM

Ideal age group: 4 to 12 Years



RAINBOW TUNNEL

Ideal age group: 4 to 12 Years



TOTS KINK

Ideal age group: 4 to 12 Years



TOTS WHEEL

Ideal age group: 4 to 12 Years



TOTS ROUND


Ideal age group: 4 to 12 Years

SAFETY RUBBER  
SURFACE

- 60% of kids injuries are due to falls on the playground
- 95% reduction in these is possible if Safety Surface is installed

**KEY BENEFITS:** Impact Cushioning, Customized Designs, Available in different colours, Anti-Skid, Weather Proof and Low Maintenance.

COLOURS AVAILABLE



**IDEAL FOR:** Outdoor Play Areas, Public and Society Gardens, Podiums, Terraces, Schools, Malls, Showrooms, Clubs, Resorts, Kindergartens, Day Cares, etc.

AVAILABLE IN:

EPDM 24 mm | EPDM 30 mm | EPDM 36 mm

RECOMMENDED THICKNESS:

The recommended thickness for rubber surfacing in Play Areas is 36 mm. This is recommended for safety a clear fall height of about 6-9 feet.



SPORTS FLOORING  
AND ARTIFICIAL  
GRASS



JOGGING TRACK



BASKETBALL COURT



TENNIS COURT



BADMINTON COURT



ARTIFICIAL GRASS